



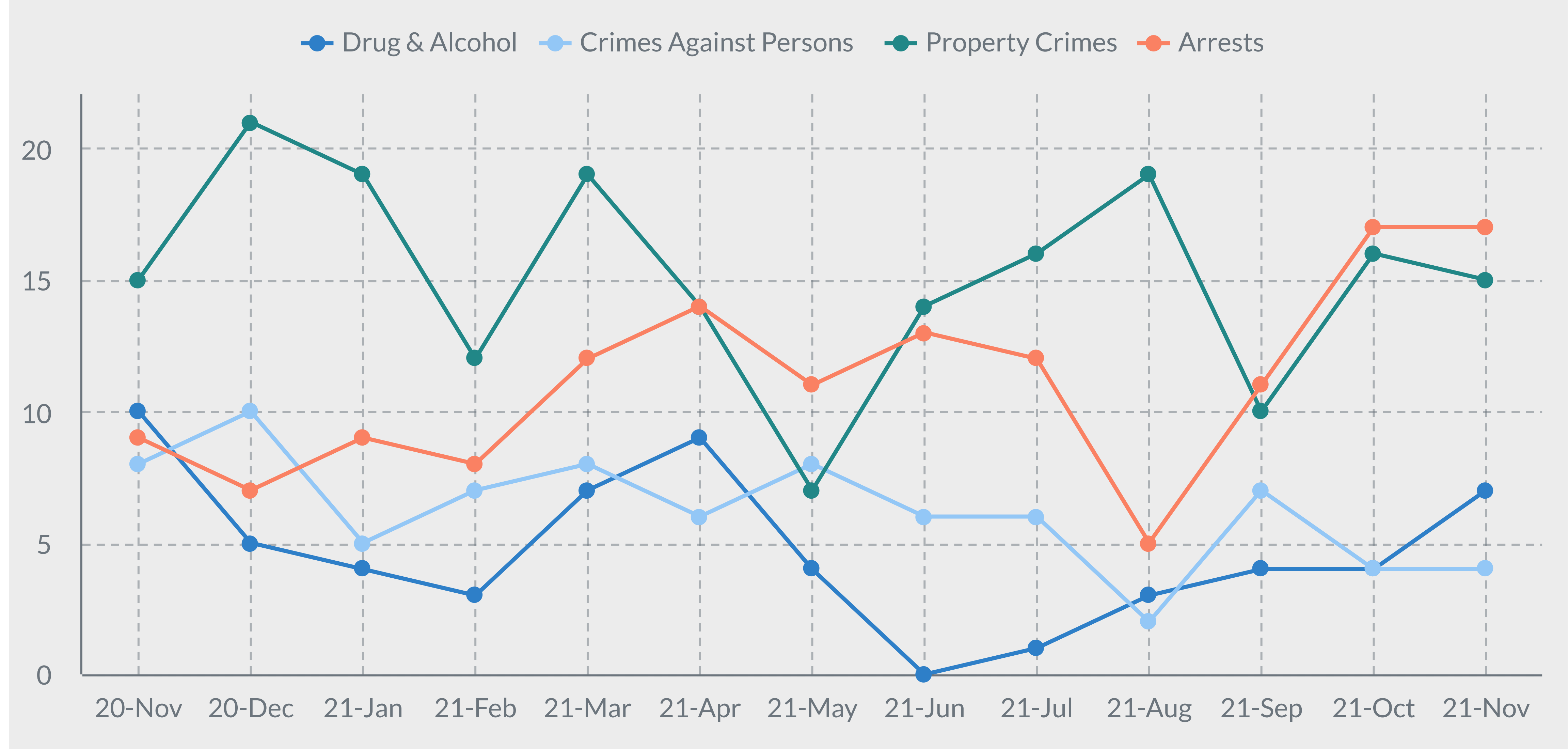
# DIRECTORS' MONTHLY REPORT

November 2021 Data

| Distributed December 13, 2021

## POLICE DEPARTMENT

Crime Statistics: November 2020 to November 2021



### Department Activity



301 Calls for Service




50 Reports Taken  
124 Traffic Stops  
64 Written & Verbal Warnings  
60 Citations



3.86 Minute Average Response




4,335 Patrol Miles



6 Reserve Officer Hours  
81 Hours - One Officer On-Duty

### Calls for Service By Apartment



● Sapphire - 23    ● Bay House - 18  
● Victoria Lakes - 1    ● Nassau Bay Villa - 3    ● Voyager - 6  
● Aero - 16    ● Colony Oaks - 19

# PUBLIC WORKS

- Water line breaks repaired for the month of November – Seven (7) repairs completed.
- CIP Sand Filter Rehabilitation Project – In progress.
- Texas Water Development Board-funded Water and Sewer Line project – Contract awarded to Lopez Construction Utilities, LLC.
- Fire hydrant painting – Ten (10) hydrants were painted.
- Water plant SCADA upgrades completed.
- Repairs completed on Upper Bay Boardwalk – A 20-foot section was repaired and the section was re-opened.
- LED palm tree lighting conversion is in progress on Martinique Drive.
- Pothole repairs – Three (3) repairs completed.
- David Braun Park Pickleball court - Painting and other repairs completed.
- Tree trimming in progress at Howard Ward Park and David Braun Park.
- Water meter reading for Utility Billing completed.
- Fall Sweep conducted on Saturday, November 6 – Ten (10) 16-foot trailer loads of brush were collected.
- Water plant monthly preventative maintenance completed.
- The Public Works Department hired two new Parks employees.
- Staff worked with Sherrariums Company to install Christmas tree and holiday decorations in the Town Square.
- Staff installed a Christmas tree and holiday decorations in Howard Ward Park.
- Wastewater operators attended a training session.
- The Public Works Director attended a City of Houston Operations Advisory Committee Meeting pertaining to progress on a 54-inch water line.
- Staff proudly placed American flags along NASA Parkway for display on Veterans Day.

## Animal Control

Adoptions 

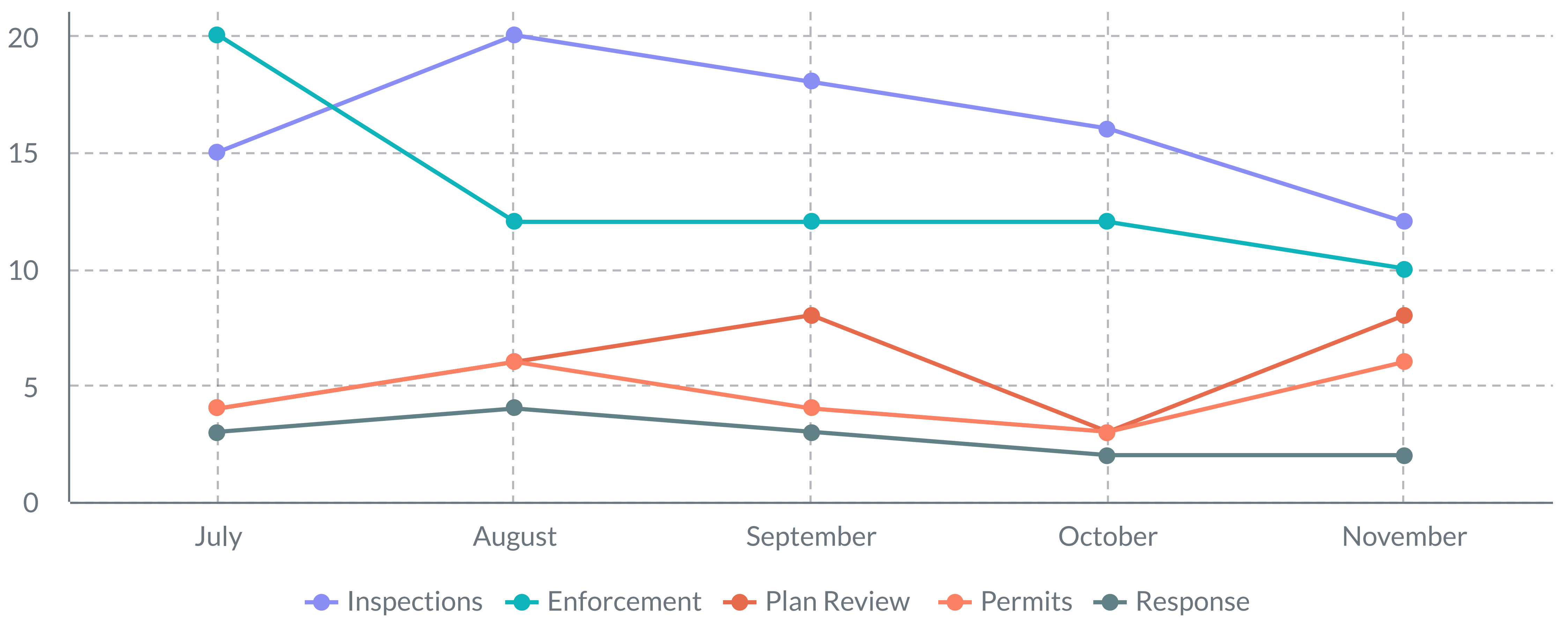
Animal Intakes 

Owner Reunites 

Animals In Shelter  
or Foster Care 

Wildlife Calls 

# FIRE MARSHAL



# FIRE DEPARTMENT

Total Calls: 32



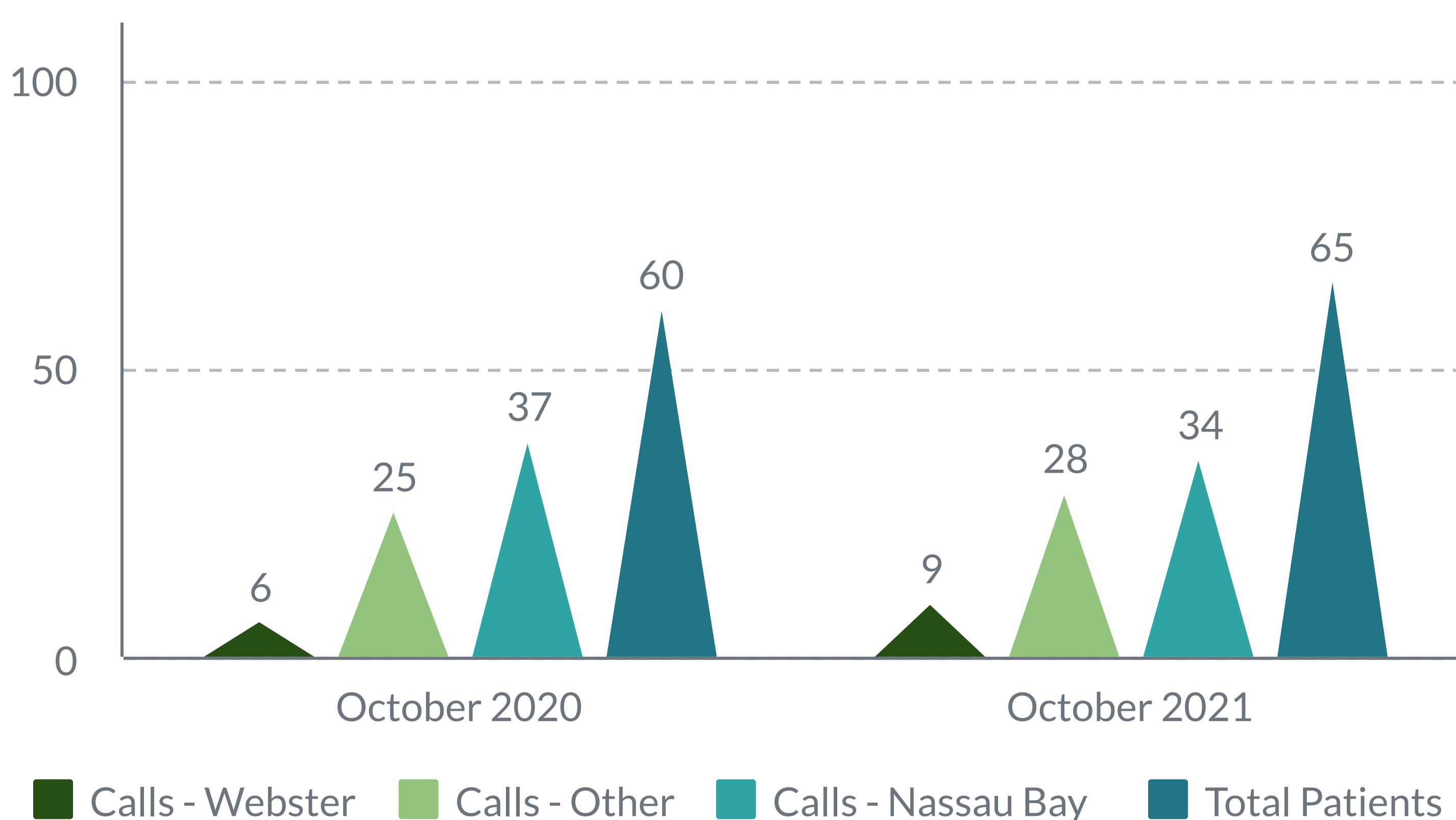
- EMS Assist (28.13%)
- Fire Alarm (28.13%)
- Motor Vehicle Accident (9.38%)
- Hazardous Conditions (6.25%)
- Hazmat (6.25%)
- Rescue (3.13%)
- Other (18.75%)

Total Man-Hours: 1,881.15



- On Calls (2.46%)
- Meeting (2.39%)
- Training (26.37%)
- Standby at Fire Station (68.78%)

# EMS



EMS Revenue Collected  
 November 2021 \$22,789.39  
 FY22 YTD: \$45,907.60


# CITY SECRETARY

## Open Records Requests




Total November 2021: 45  
 (Police Department = 10)  
 Calendar Year 2021: 330


## City Council Activity - Year to Date




Meetings Held: 26




Ordinances Passed: 13  
 Resolutions Passed: 26



Board / Committee Appts: 16



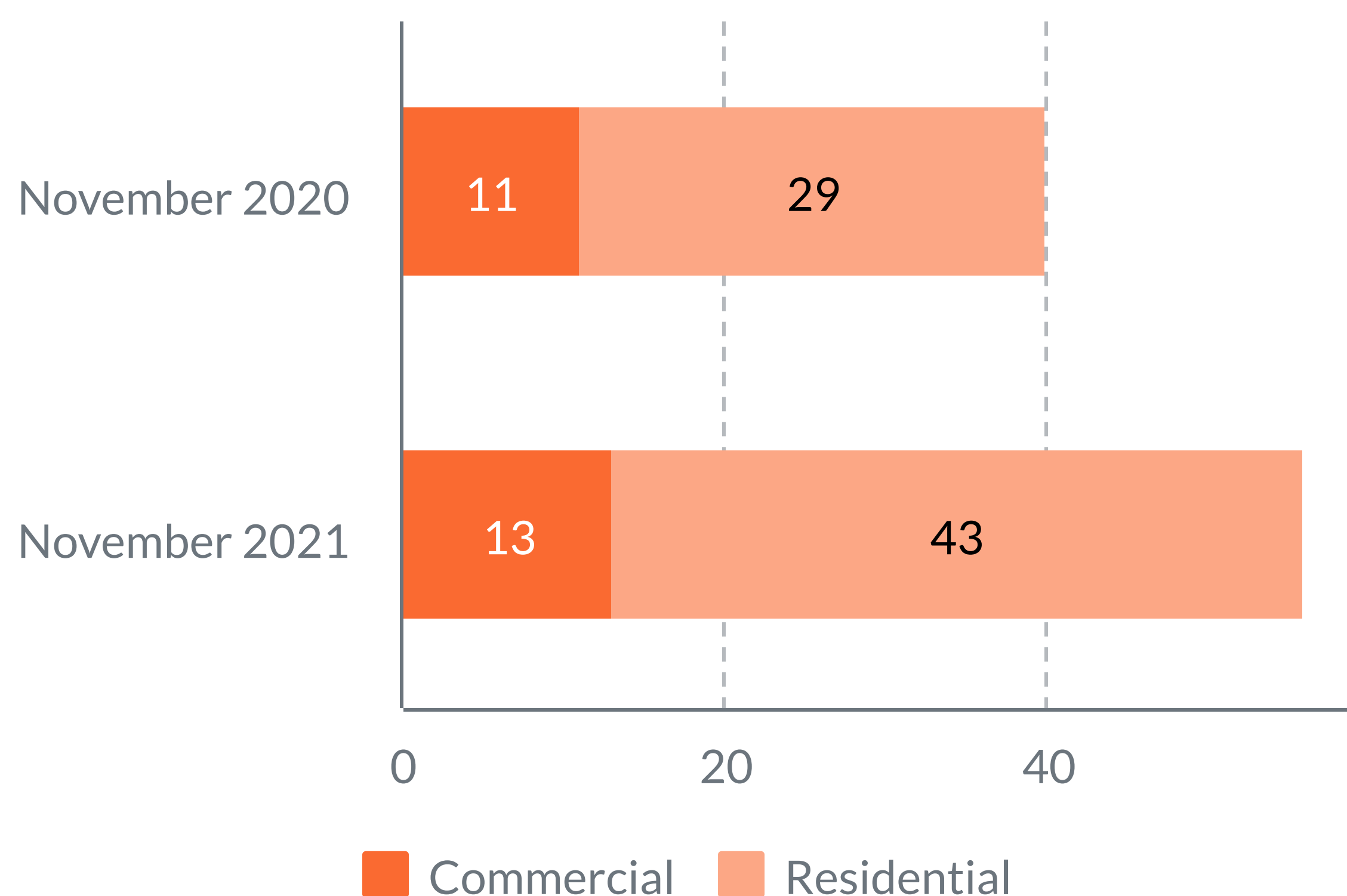
Proclamations / Certificates of Recognition Issued: 19



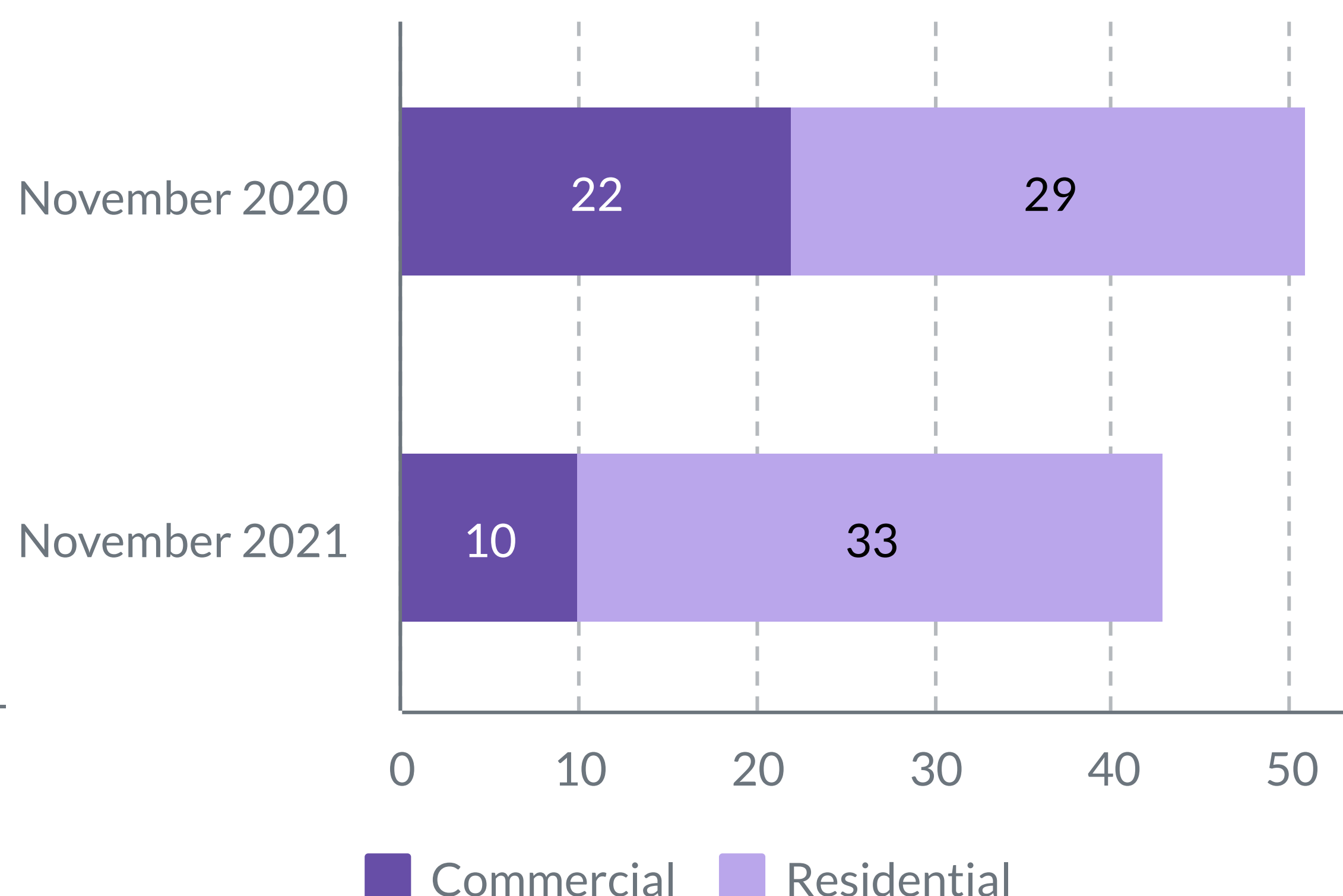
Hours Spent Working on Council Meeting Minutes (October): 15.58

# BUILDING DEPARTMENT

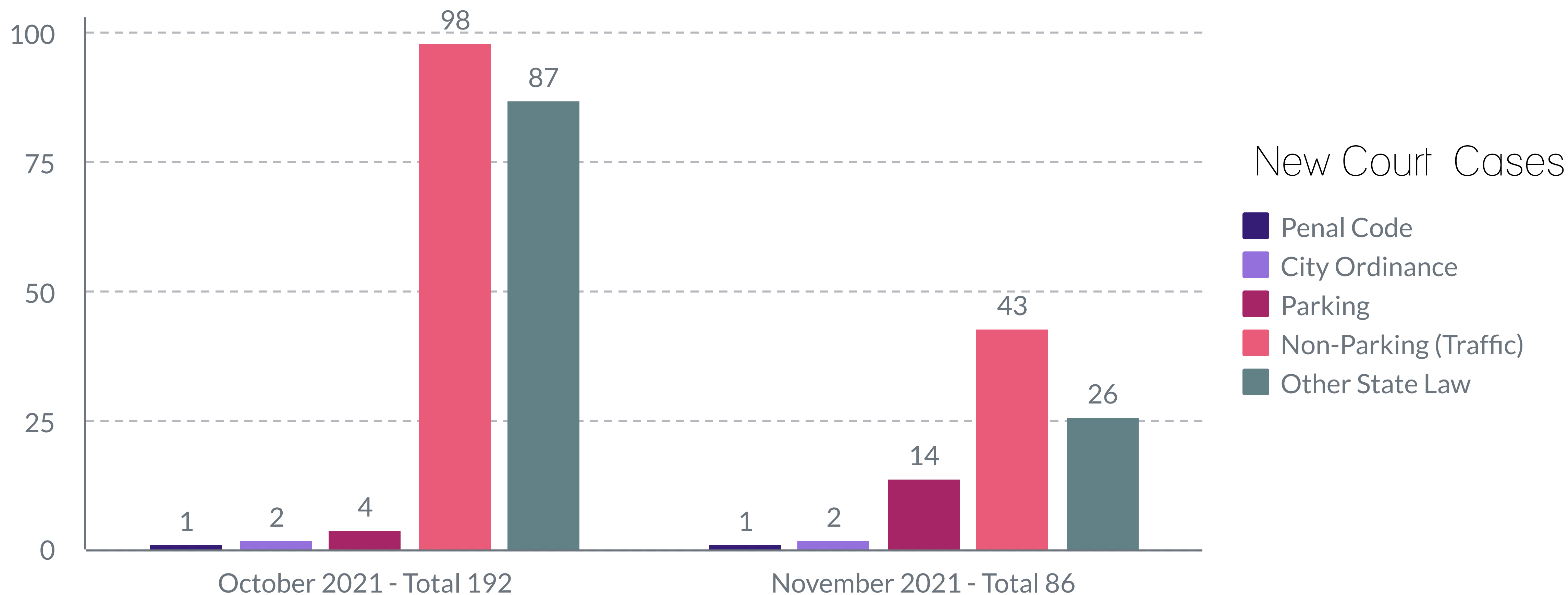
## Permits



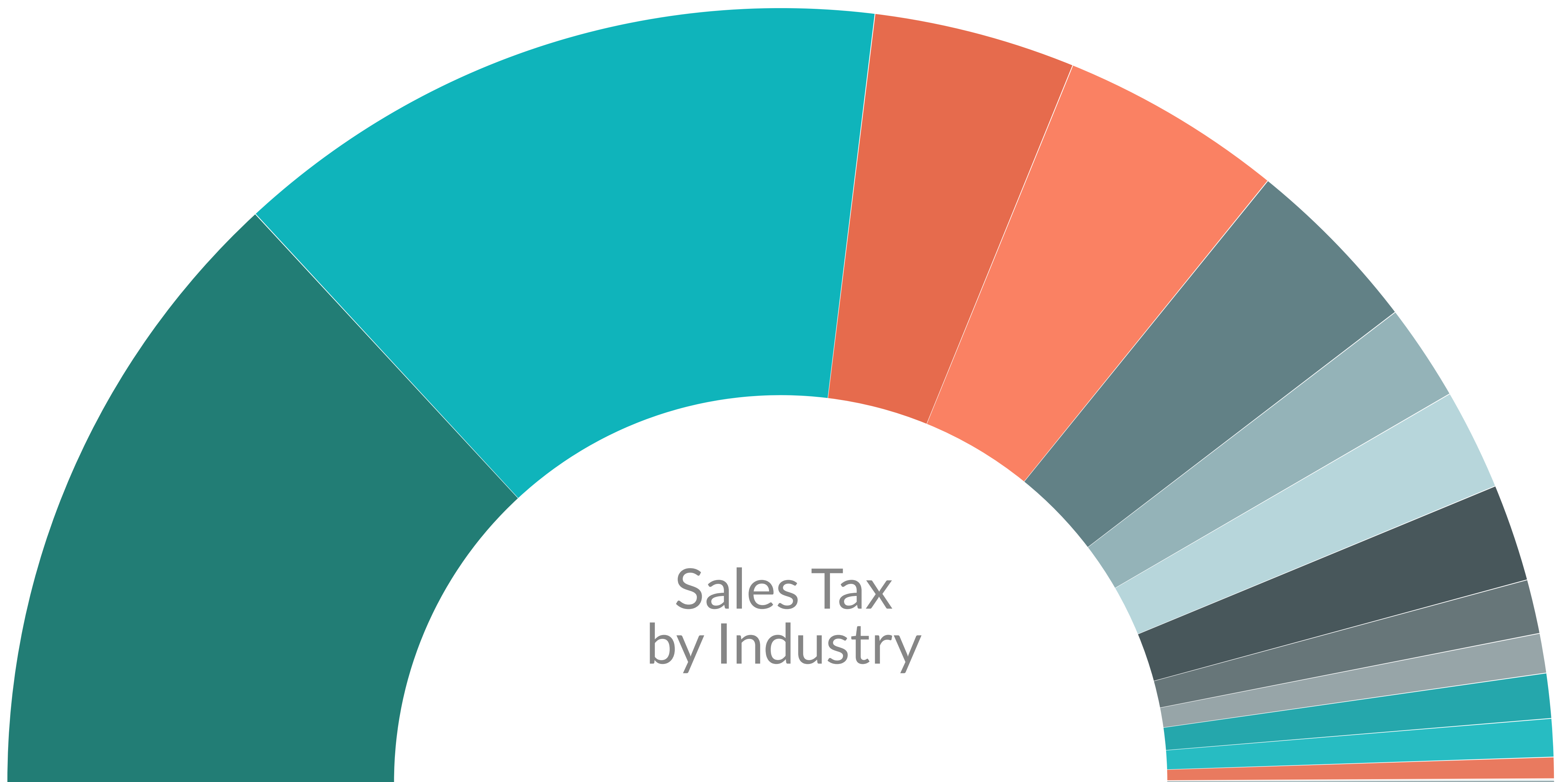
## Inspections



# MUNICIPAL COURT



# ECONOMIC DEVELOPMENT



- Retail Trade (26.24%)
- Accommodation & Food Services (27.67%)
- Information (8.45%)
- Utilities (9.35%)
- Admin & Support / Waste Mgmt & Remediation Svcs (7.55%)
- Professional, Scientific & Technical Svcs (4.04%)
- Manufacturing (4.22%)
- Other Svcs (Except Public Admin) (4.06%)
- Real Estate, Rental & Leasing (2.29%)
- Construction (1.63%)
- Wholesale Trade (1.89%)
- Finance & Insurance (1.6%)
- Health Care & Social Assistance (0.89%)
- Transportation & Warehousing (0.03%)
- Mgmt of Companies & Enterprises (0.04%)
- Educational Svcs (0.04%)
- Agriculture (0.01%)
- Public Admin (0%)
- Arts, Entertainment, & Rec (0%)
- Mining, Quarrying, & Oil / Gas Extraction (0%)



Total Sales Tax Revenue for Fiscal Year 2021 YTD

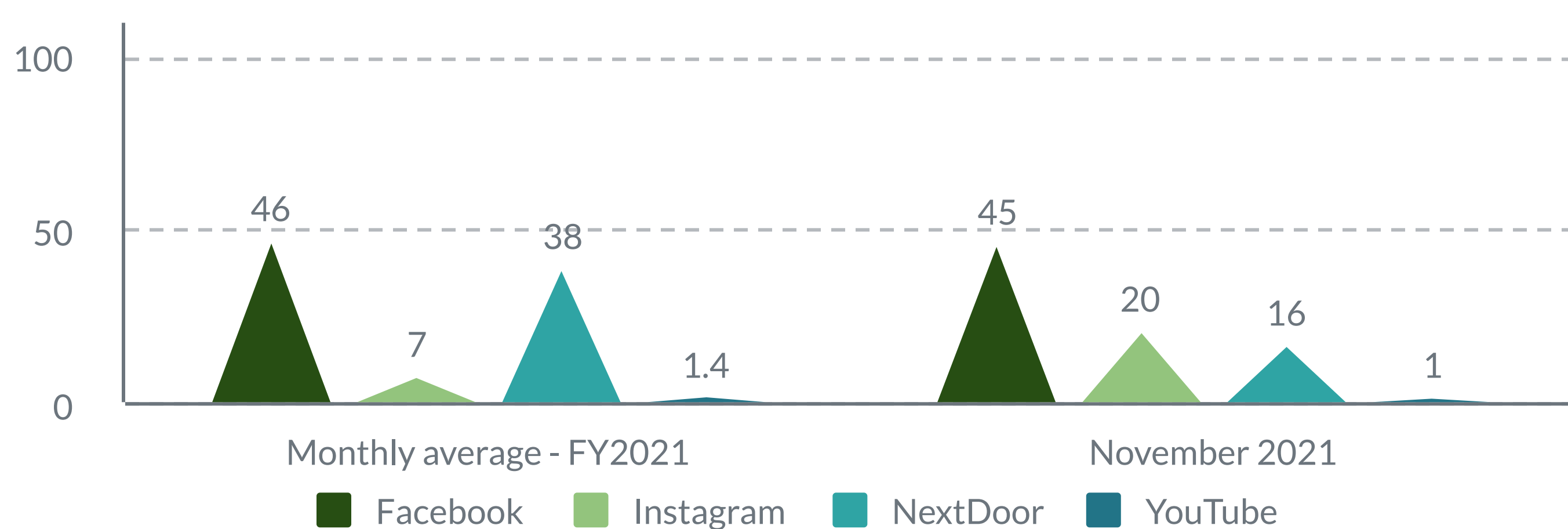
= \$1,097,315.40  
(Ending November 2021)

*Fiscal Year 2021 Sales Tax Receipts are captured from December 2020 to November 2021*

FY2020 November YTD = \$1,233,206.23

# COMMUNICATIONS

Social posts by channel



City of Nassau Bay  
Facebook Reach  
47,825 users for November 2021