



# DIRECTORS' MONTHLY REPORT

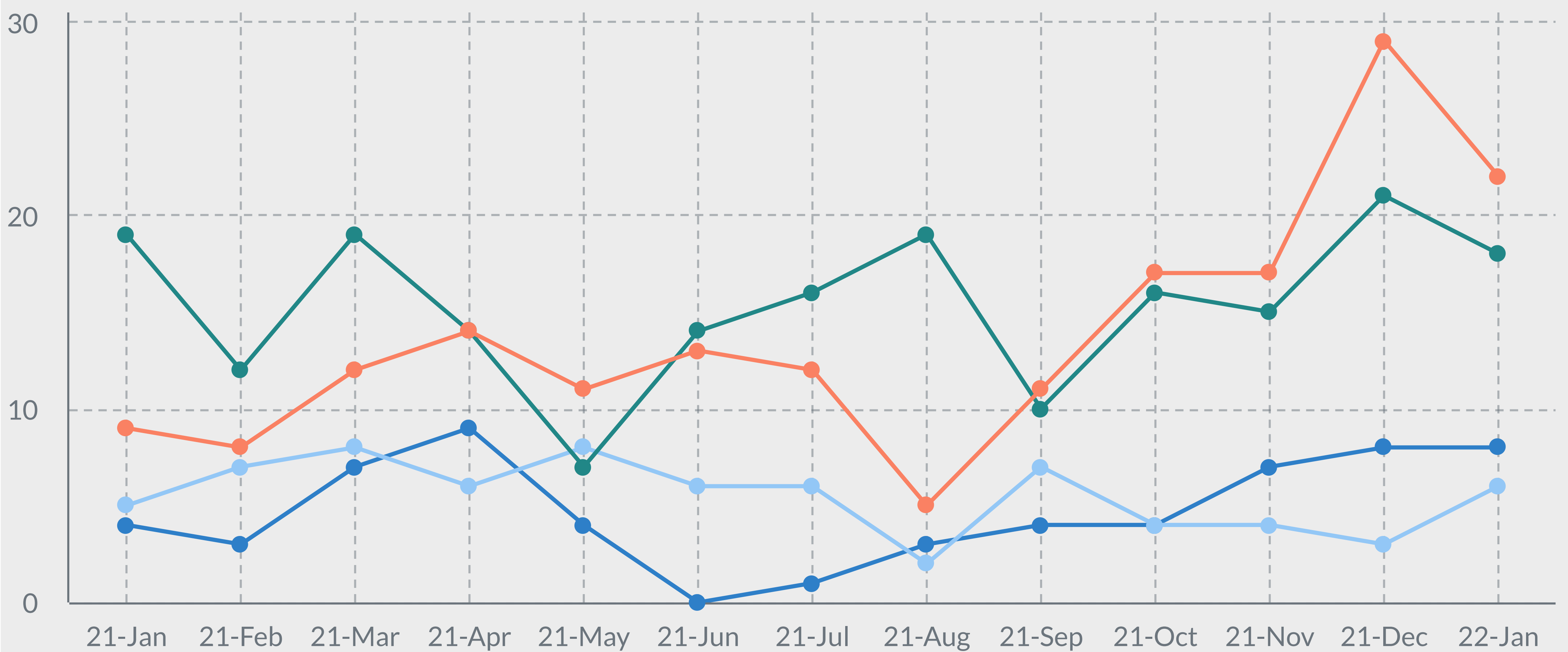
January 2022 Data

Distributed February 14, 2022

## POLICE DEPARTMENT

Crime Statistics: January 2021 to January 2022

● Drug & Alcohol ● Crimes Against Persons ● Property Crimes ● Arrests



### Department Activity



296 Calls for Service



58 Reports Taken


235 Traffic Stops

154 Written & Verbal Warnings


81 Citations



2.30 Minute Average Response



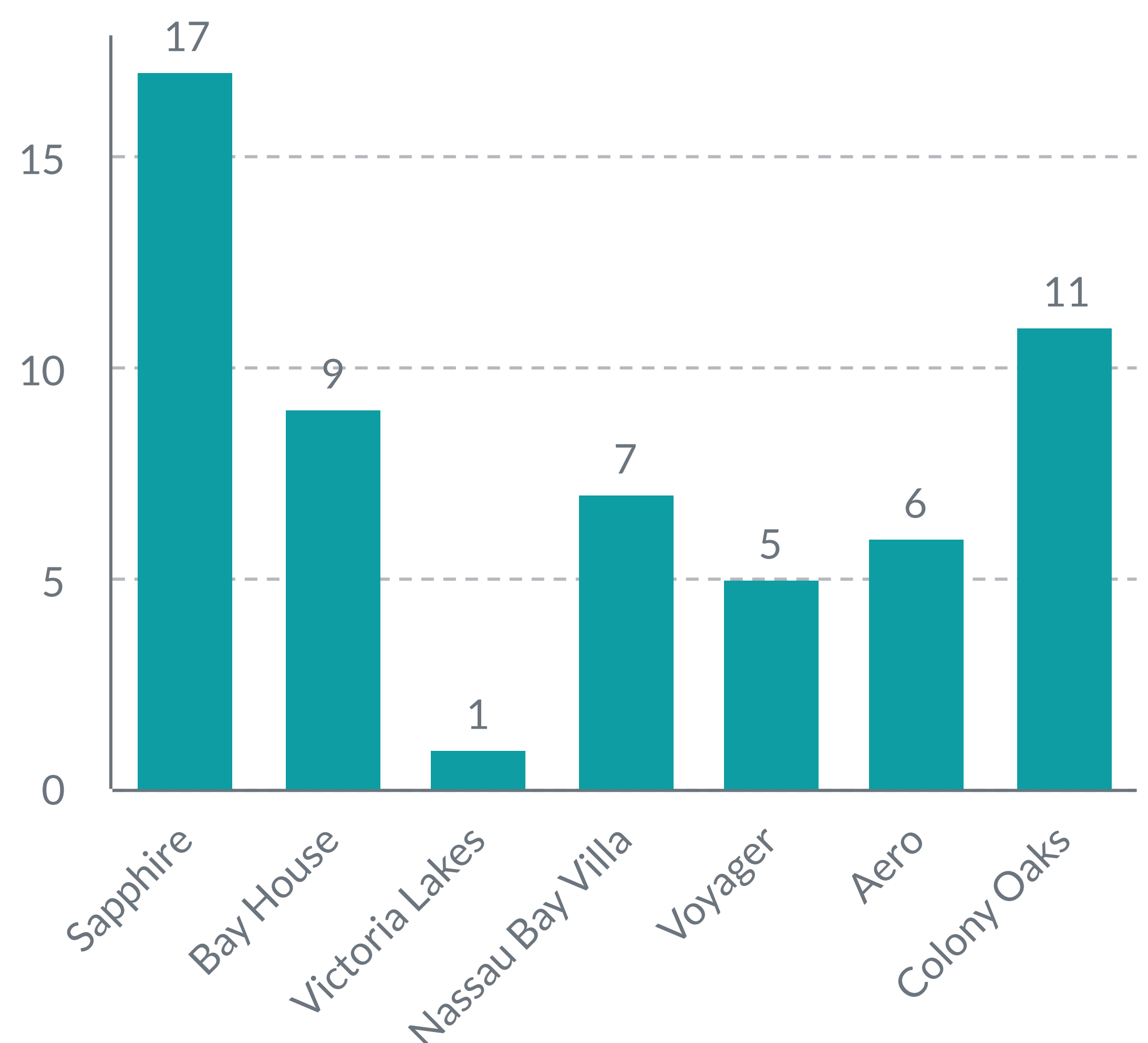
5,567 Patrol Miles



0 Reserve Officer Hours

145 Hours - One Officer On-Duty

### Calls for Service By Apartment



# PUBLIC WORKS

- Water Line Breaks Repaired for the Month of January 2022 – Eight (8) repairs completed.
- CIP Sand Filter Rehabilitation Project – In progress with 60 percent completed. Contractors are currently waiting on delivery of materials.
- Texas Water Development Board-funded Water and Sewer Line project – Contractors (Lopez Construction Utilities, LLC) began work during the week of February 7.
- Sanitary Sewer Jetting – 1,100 feet of sanitary sewer jetting was conducted to remove debris and increase sewer capacity in the collection system.
- A Water Plant booster pump was pulled, repaired and placed back in service.
- Annual inspections of the Ground Storage and Elevated Water Storage Tanks were completed.
- One (1) street repair was completed due to a major water break and associated repairs.
- Stormwater catch basins were cleared of debris following rain events.
- Two (2) yard lanterns removed during a recent water leak were re-installed.
- Public Works crews are continuing efforts to replace old flush-mounted lights in the Saturn Lane median with new bollard light fixtures and LED lighting.
- Water meter reading for Utility Billing completed.
- Galaxy Lights banners were removed from the Town Square.
- Water plant monthly preventative maintenance completed.
- Four (4) palm trees were removed from David Braun Park.
- Three (3) palm trees were removed from Point Lookout Drive.
- Contractors have mobilized at David Braun Park for playground equipment installation.
- Parks crews addressed several improvements in Swan Lagoon Park: The blue see-saw was painted green to match the rest of the equipment, and the basketball goal was painted.
- Crews removed and stored Christmas décor in City Hall and throughout the city.
- A purchase order was issued to GameTime for the KidCourse 1800 playground.
- The Public Works Director participated in an Infrastructure Committee meeting on January 4 and a Parks & Recreation Committee meeting on January 19.
- The Public Works Director provided a departmental update during the January 24 City Council Workshop.
- The Public Works Director attended a City of Houston Operations Committee meeting regarding the Southeast Water Purification Plant on January 28.

## Animal Control

Adoptions 

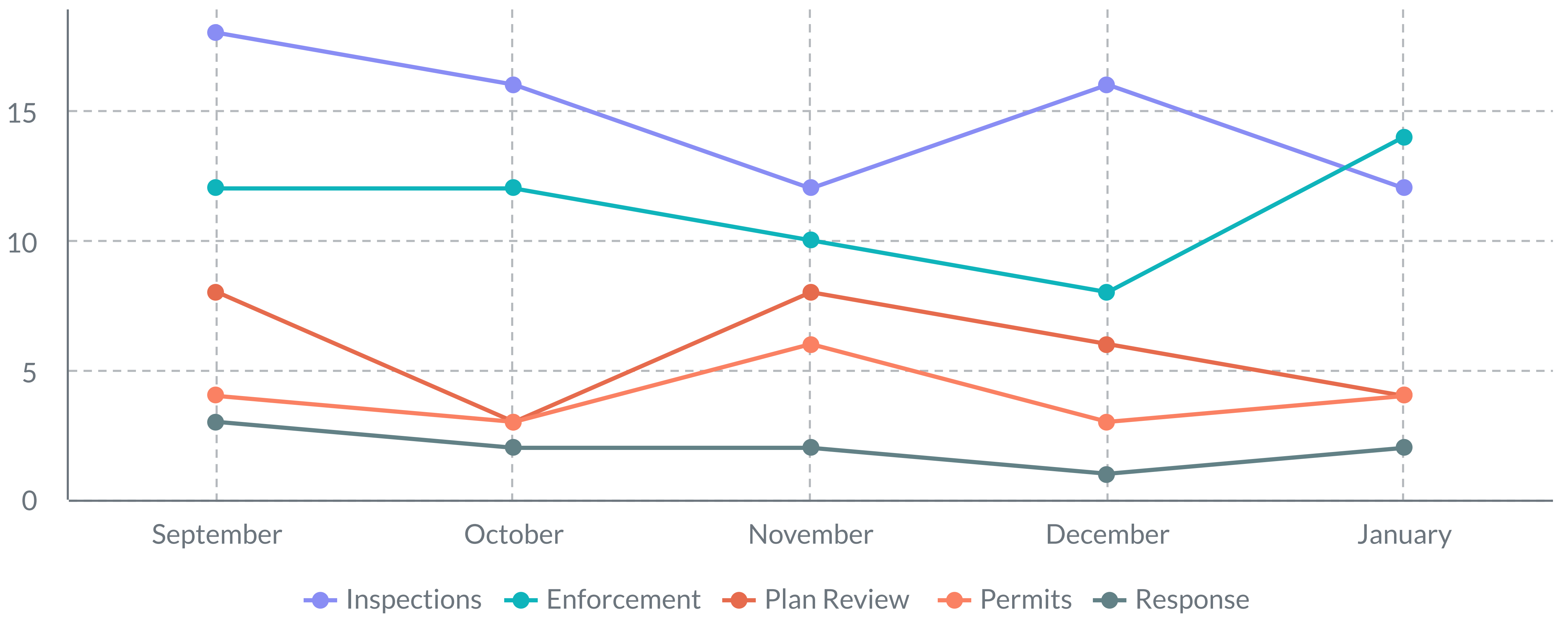
Animal Intakes 

Owner Reunites 

Animals In Shelter  
or Foster Care 

*No Wildlife Calls for the month of January 2022.*

# FIRE MARSHAL



# FIRE DEPARTMENT

Total Calls: 22



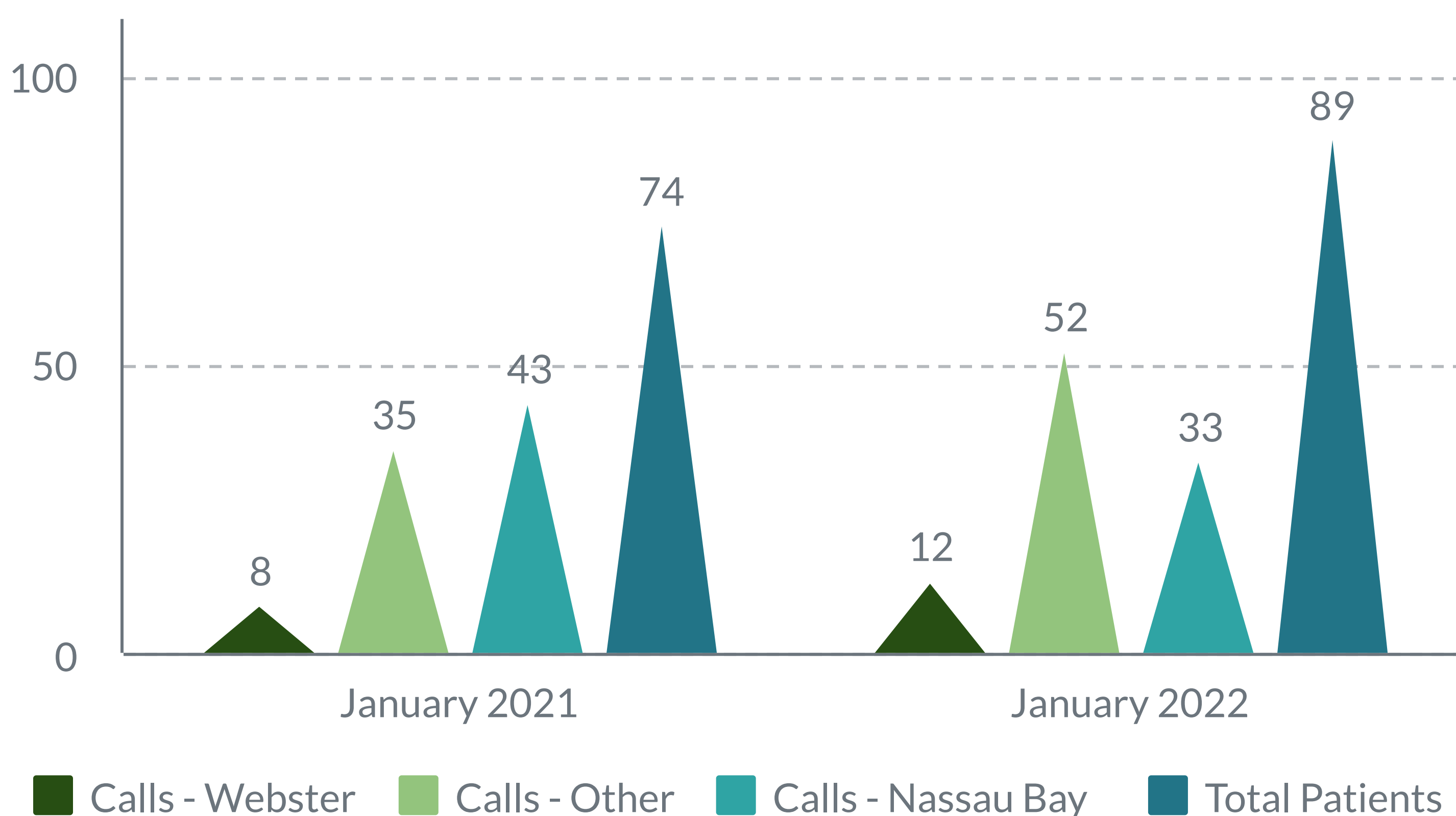
- EMS Assist (18.18%)
- Fire Alarm (31.82%)
- Motor Vehicle Accident (4.55%)
- Rescue (4.55%)
- Other (40.91%)

Total Man-Hours: 842.39



- On Calls (4.8%)
- Meeting (5.82%)
- Training (34.9%)
- Standby at Fire Station (54.48%)

# EMS



EMS Revenue Collected  
 January 2022: \$13,869.42  
 FY22 YTD: \$108,702.63


# CITY SECRETARY

## Open Records Requests




Total January 2022: 44  
 (Police Department = 8)  
 Calendar Year 2022: 44


## City Council Activity - Year to Date




Meetings Held: 2




Ordinances Passed: 3  
 Resolutions Passed: 2



Board / Committee Appts: 1



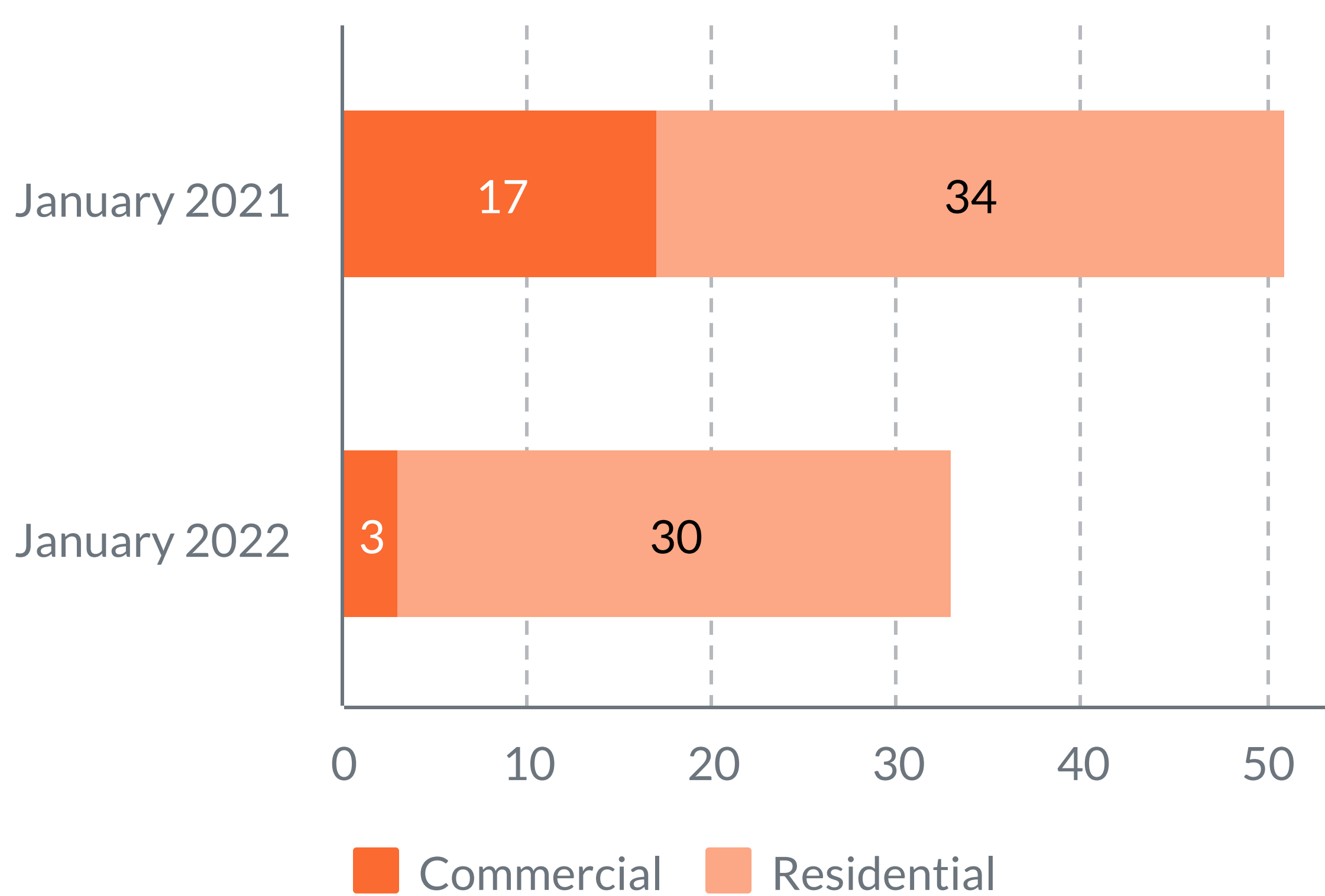
Proclamations / Certificates of Recognition Issued: 1



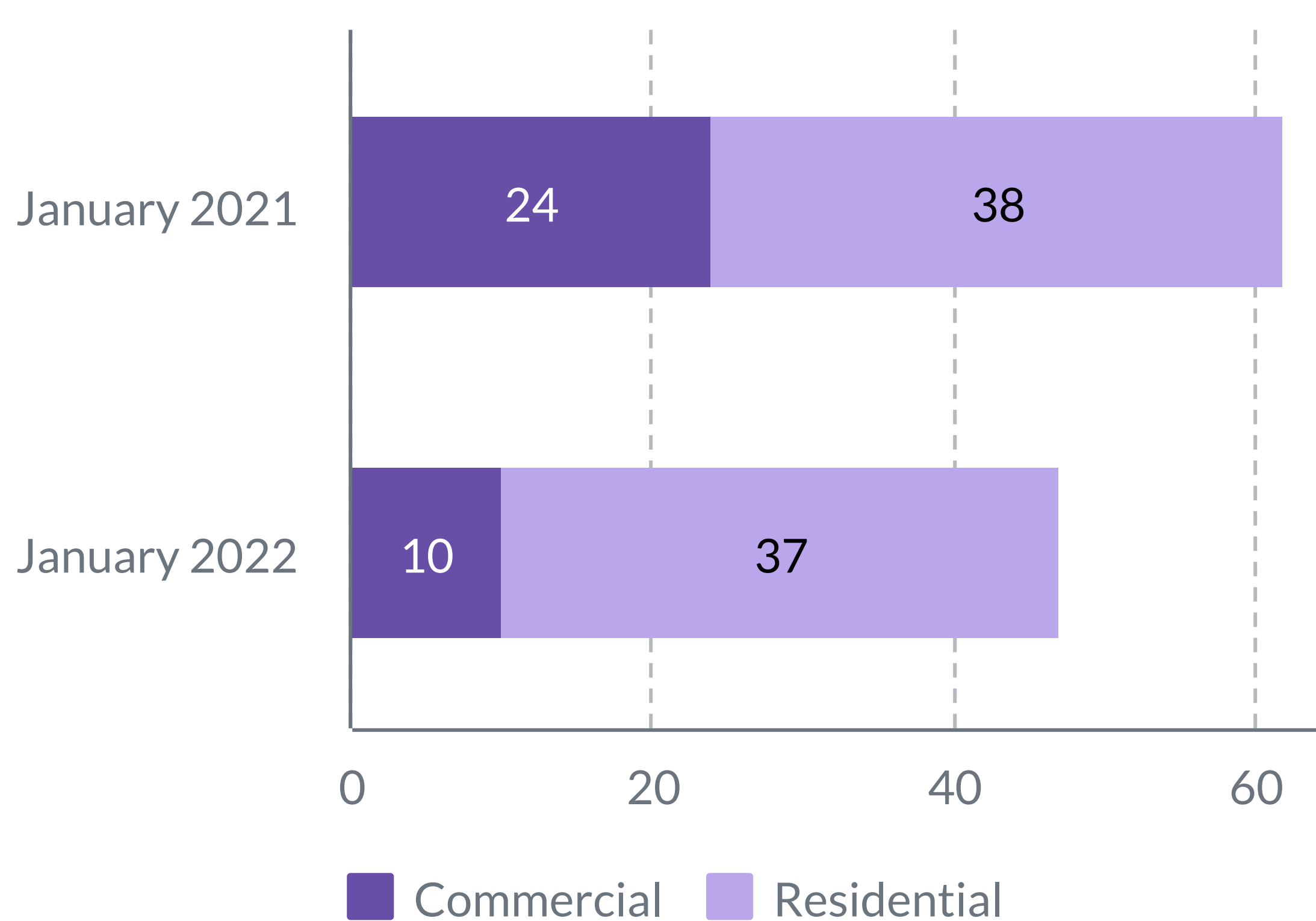
Hours Spent Working on Council Meeting Minutes (monthly total): 35.77

# BUILDING DEPARTMENT

## Permits



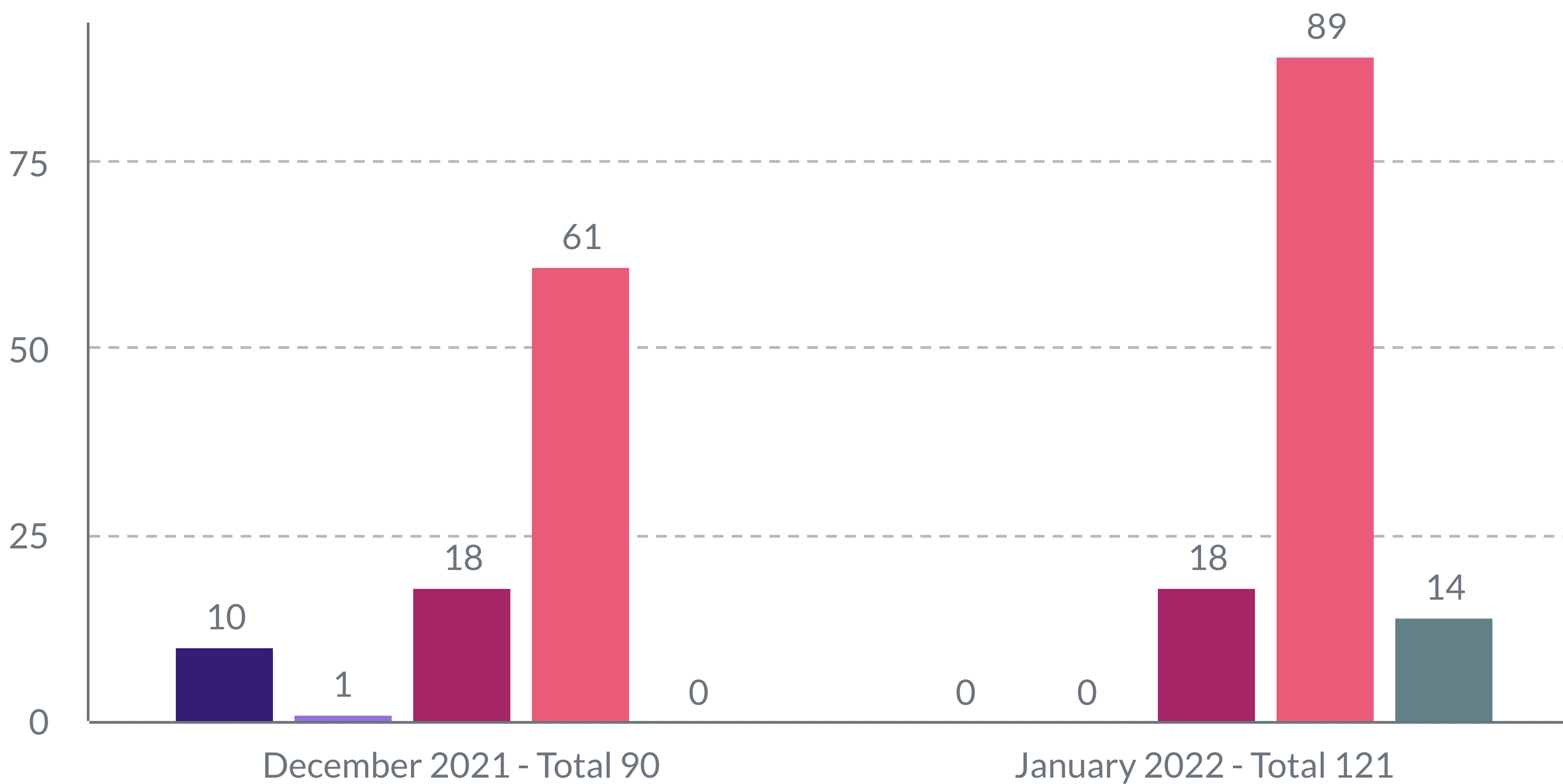
## Inspections



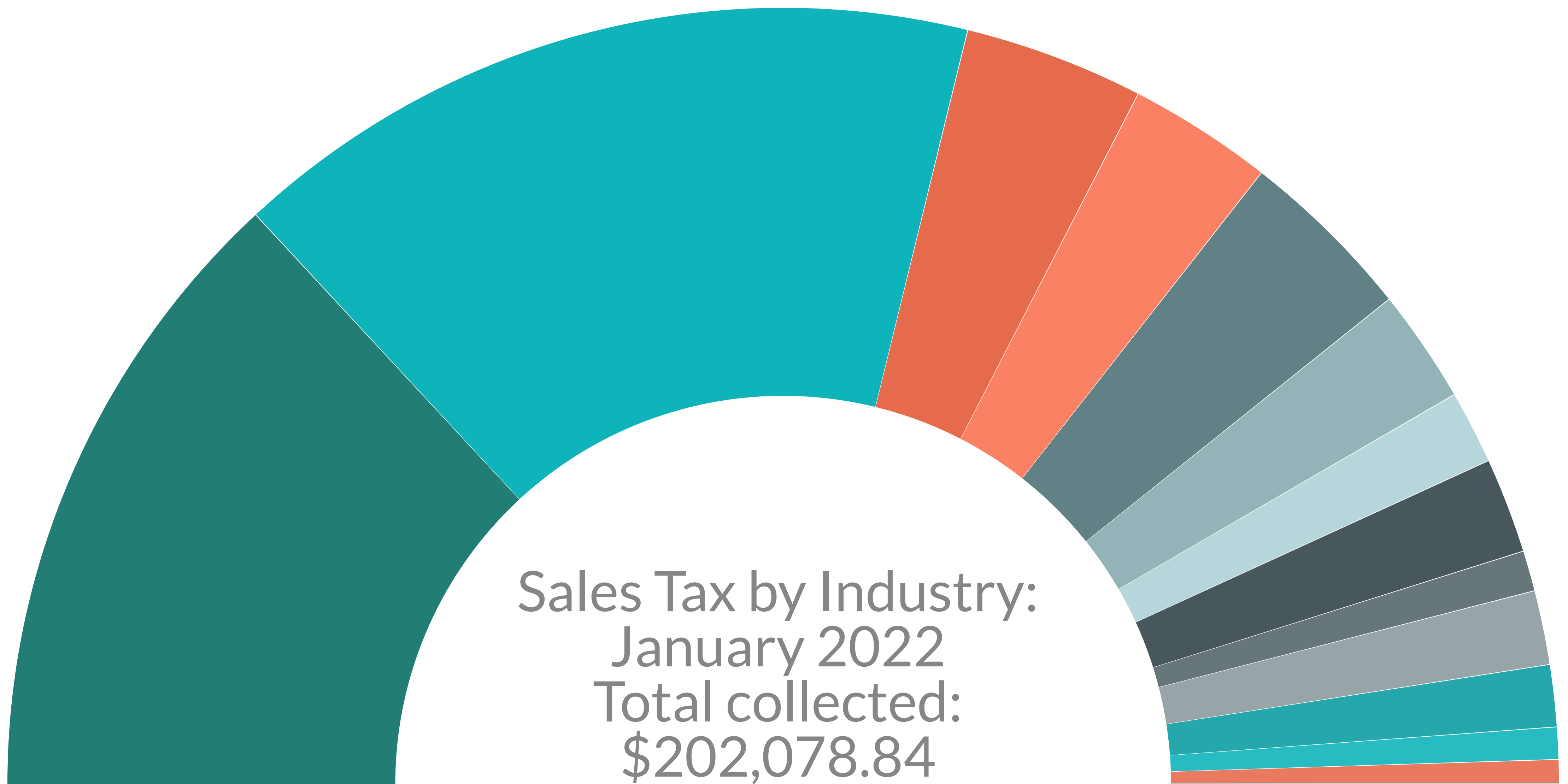
# MUNICIPAL COURT

## New Court Cases

- Penal Code
- City Ordinance
- Parking
- Non-Parking (Traffic)
- Other State Law



# ECONOMIC DEVELOPMENT



- Retail Trade (26.2%)
  Accommodation & Food Services (31.46%)
  Information (7.48%)
  Utilities (6.02%)
- Admin & Support / Waste Mgmt & Remediation Svcs (7.4%)
  Professional, Scientific & Technical Svcs (4.72%)
- Manufacturing (3.05%)
  Other Svcs (Except Public Admin) (4%)
  Real Estate, Rental & Leasing (1.69%)
- Construction (3.09%)
  Wholesale Trade (2.58%)
  Finance & Insurance (1.31%)
- Health Care & Social Assistance (0.98%)
  Transportation & Warehousing (0.01%)
- Mgmt of Companies & Enterprises (0%)
  Educational Svcs (0%)
  Arts, Entertainment, & Rec (0%)

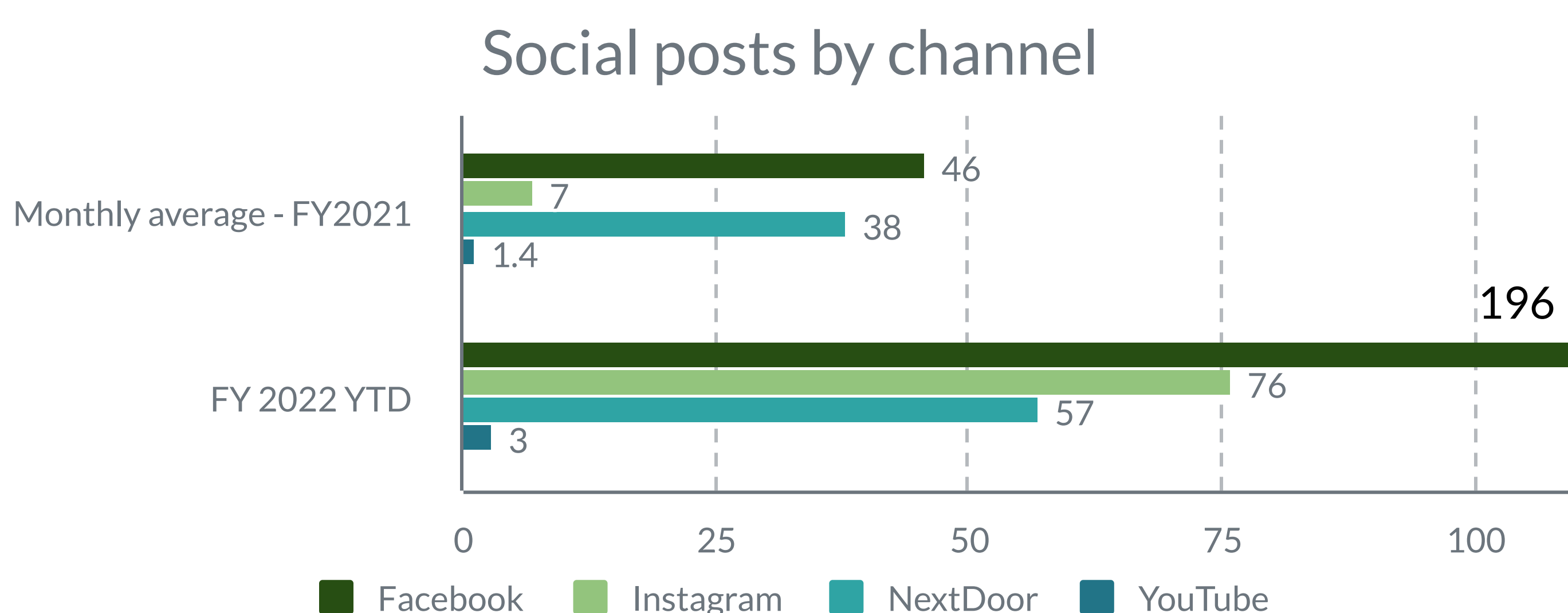


Total Sales Tax Revenue for Fiscal Year 2022 YTD = **\$297,648.33**  
(Ending January 2022)

*Fiscal Year 2022 Sales Tax Receipts are captured from December 2021 to November 2022*

FY2021 January YTD = \$165,733.25

# COMMUNICATIONS



City of Nassau Bay  
Facebook Reach  
41,222 users during January 2022