



DIRECTORS' MONTHLY REPORT

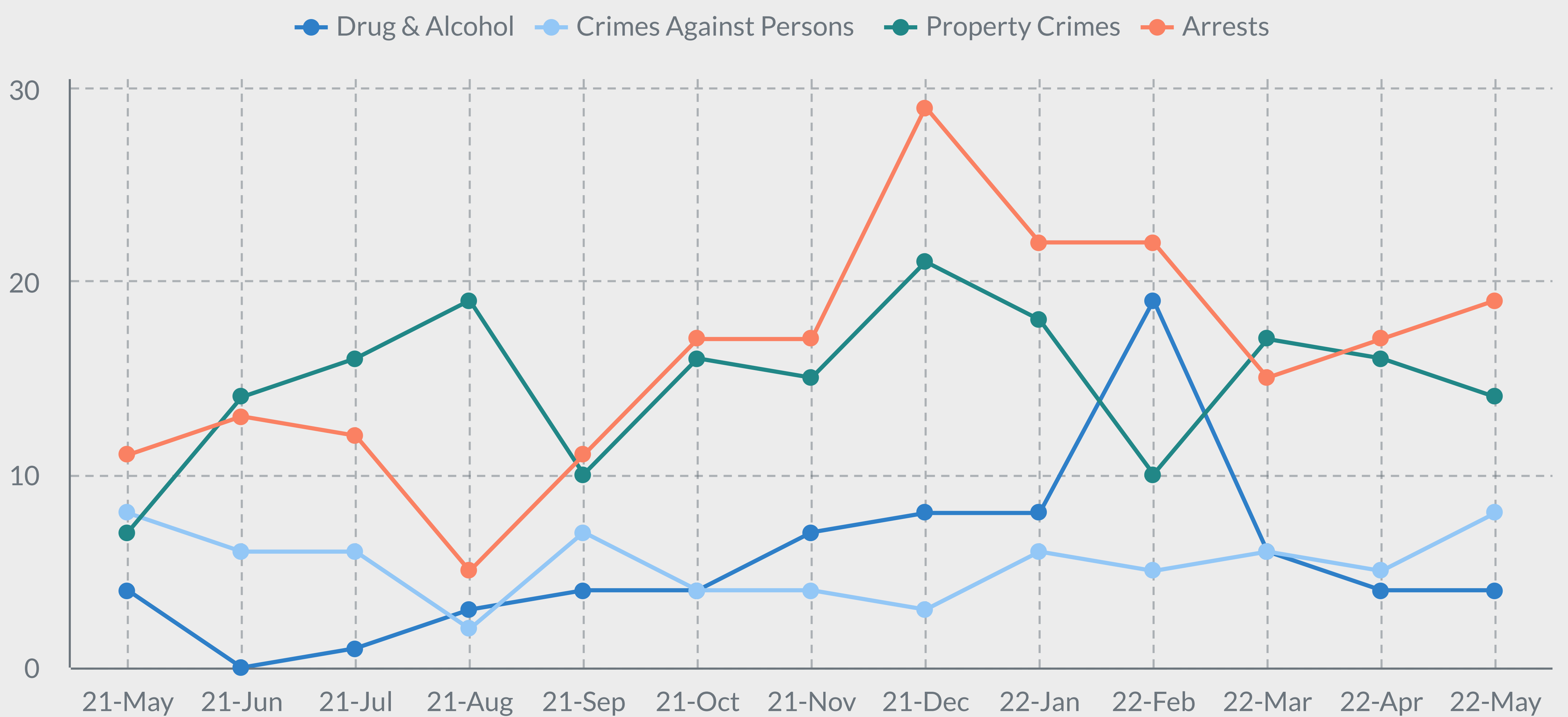
Presented by the City Manager

May 2022 Data

Distributed June 20, 2022

POLICE DEPARTMENT

Crime Statistics: May 2021 to May 2022



Department Activity



310 Calls for Service



54 Reports Taken

138 Traffic Stops

138 Written & Verbal Warnings


51 Citations



2.55 Minute Average Response



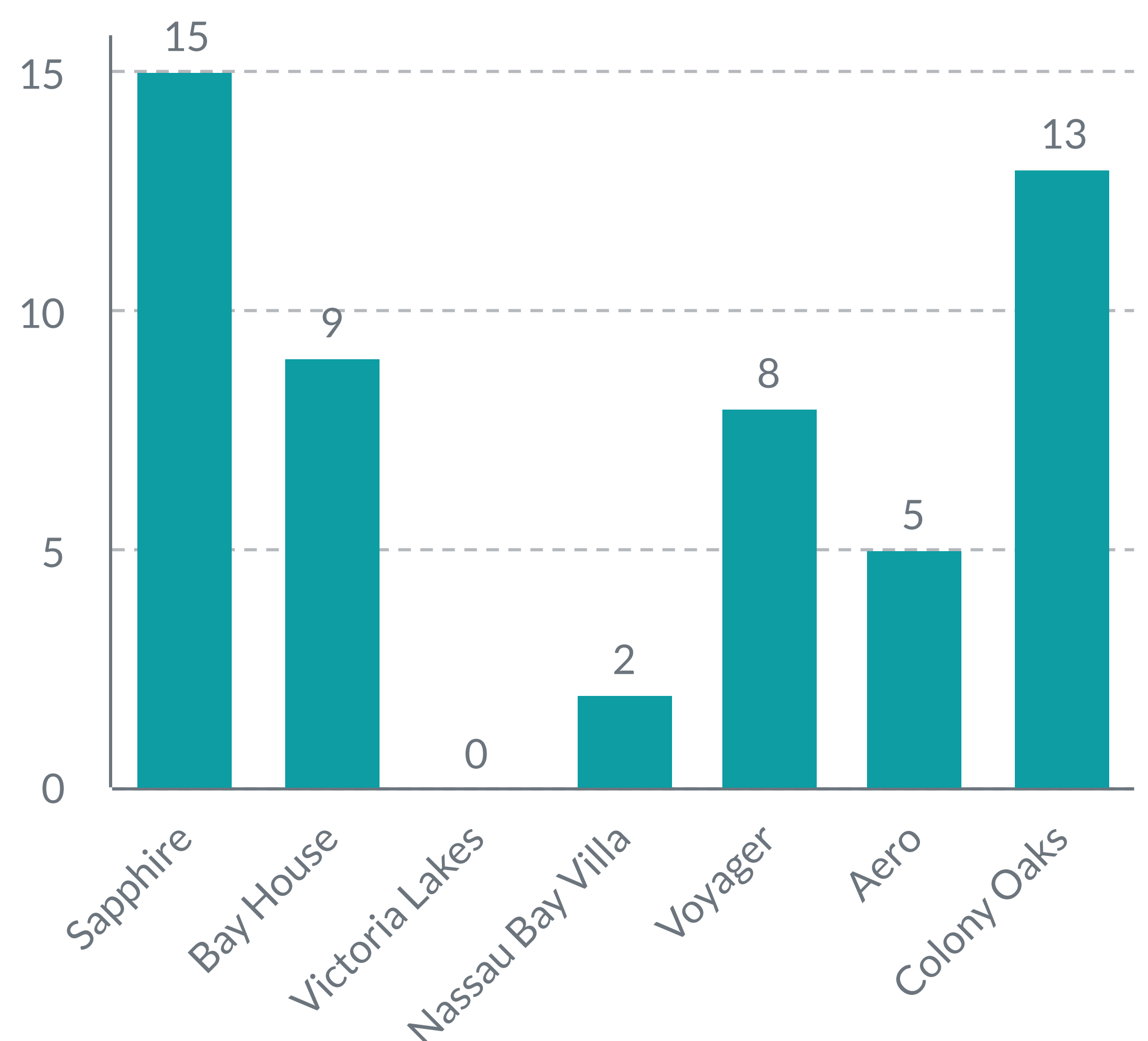
4,691 Patrol Miles



0 Reserve Officer Hours

89 Hours - One Officer On-Duty

Calls for Service By Apartment



PUBLIC WORKS

- Water Line Breaks Repaired for the Month of May 2022 – Six (6) main breaks on the main line as well as one (1) commercial meter.
- Texas Water Development Board-funded Water and Sewer Line project – Project in progress with 6,134 linear feet of sewer lines and 1,231 linear feet of water lines installed.
- CIP Wastewater Sand Filter Rehabilitation Project – Contractors await the arrival of electrical components, while sand media has been delivered.
- CIP Staging Area for Contractors has been moved from 1303 Davon Lane to the property east of 2200 Space Park Drive.
- CIP Street Improvements Project (15 areas) – A pre-construction meeting was conducted, and contractors mobilized on June 6.
- CIP Street Improvements Project (26 areas) – An engineering contract was awarded by City Council, and construction drawings are in progress.
- CIP David Braun Park Playground Equipment Installation: The “Stadium” playground unit has been installed and the entire playground is now open.
- Stormwater Station A on Upper Bay – Demolition work was completed and a concrete access panel was re-poured.
- Sanitary Sewer Jetting – 1,300 feet of sanitary sewer jetting was conducted to remove debris and increase sewer capacity in the collection system.
- Surf Court Sanitary Lift Station: Staff completed a rebuild of the electrical meter, re-installed and tested for operations.
- Water meter reading of 1,500 meters for Utility Billing completed.
- Water plant monthly preventative maintenance completed.
- Stormwater catch basins were cleared of debris following one (1) rain event.
- Tree trimming was conducted around the City in areas with low-hanging tree limbs.
- Mulching was completed in 25 areas of the City.
- City End Caps: Knock Out Roses were planted on the end caps at Upper Bay Road/Space Park Drive and NASA 1/Point Lookout Drive.
- American Flags were proudly displayed on NASA 1 in observance of Memorial Day. A total of 25 new flags were installed due to fading of previous flags.
- Staff participated in the Hurricane Preparedness Seminar held at the Fire Station on Monday, May 16.
- Staff participated in a Parks and Recreation Committee Meeting on May 18.

ANIMAL CONTROL




Facebook Page Reach: 5,974 in May 2022

Adoptions



Animal Intakes




Owner Reunites



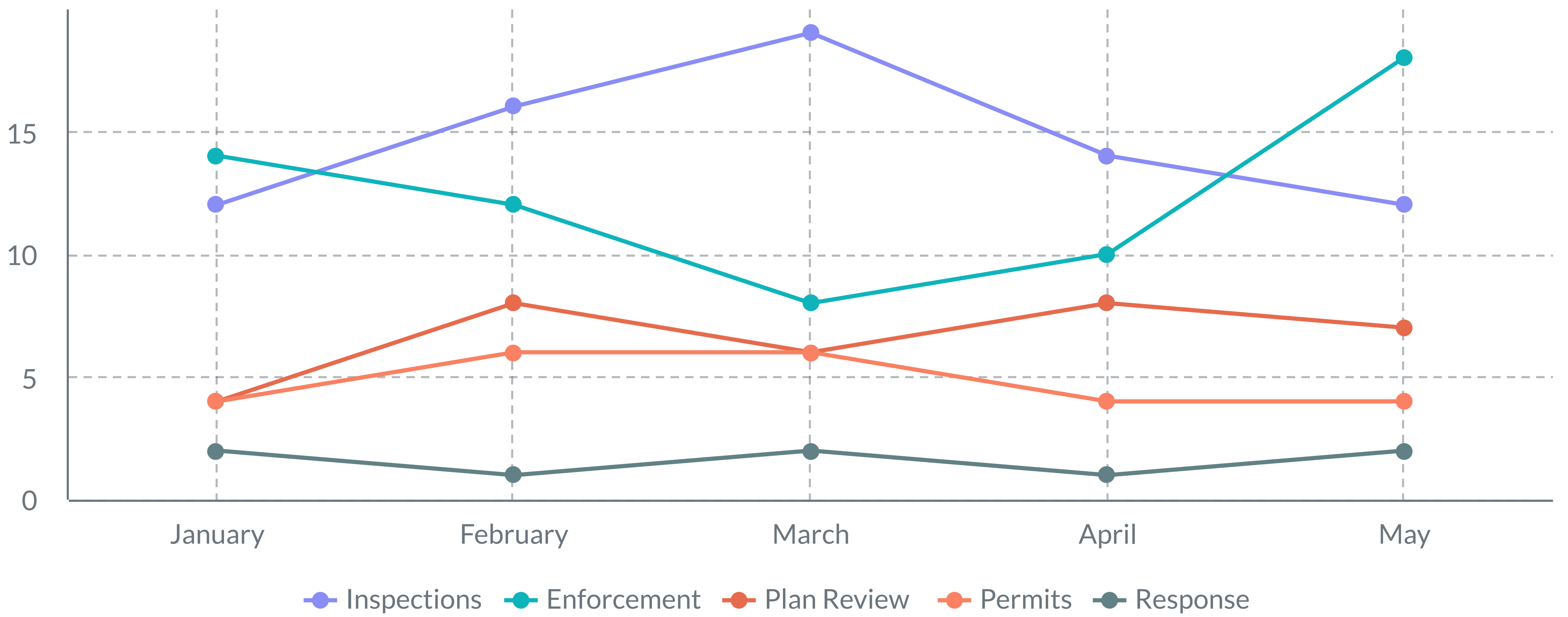
Animals In Shelter or Foster Care



Wildlife Calls



FIRE MARSHAL



FIRE DEPARTMENT

Total Calls: 36



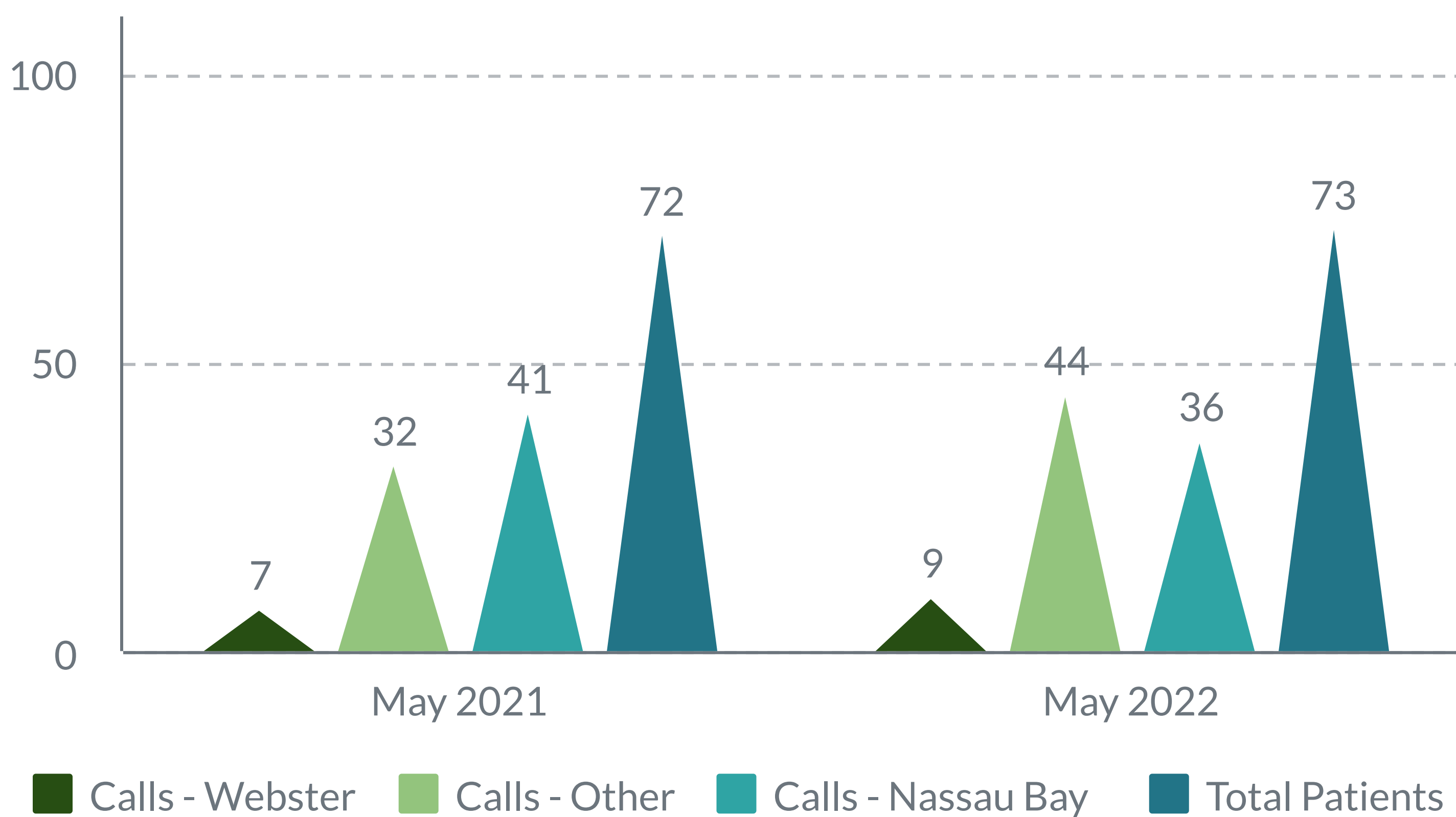
- EMS Assist (27.78%)
- Fire Alarm (25%)
- Motor Vehicle Accident (2.78%)
- Hazardous Conditions (5.56%)
- Rescue (2.78%)
- Fires (5.56%)
- Other (30.56%)

Total Man-Hours: 1,165.52



- On Calls (6.23%)
- Meeting (4.63%)
- Training (17.67%)
- Standby at Fire Station (71.47%)

EMS



EMS Revenue Collected
 May 2022: \$21,830.32
 FY22 YTD: \$197,294.79


CITY SECRETARY

Open Records Requests




Total May 2022: 31
 (Police Department = 16)
 Calendar Year 2022: 226


City Council Activity - Year to Date




Meetings Held: 11




Ordinances Passed: 6
 Resolutions Passed: 9



Board / Committee Appts: 3



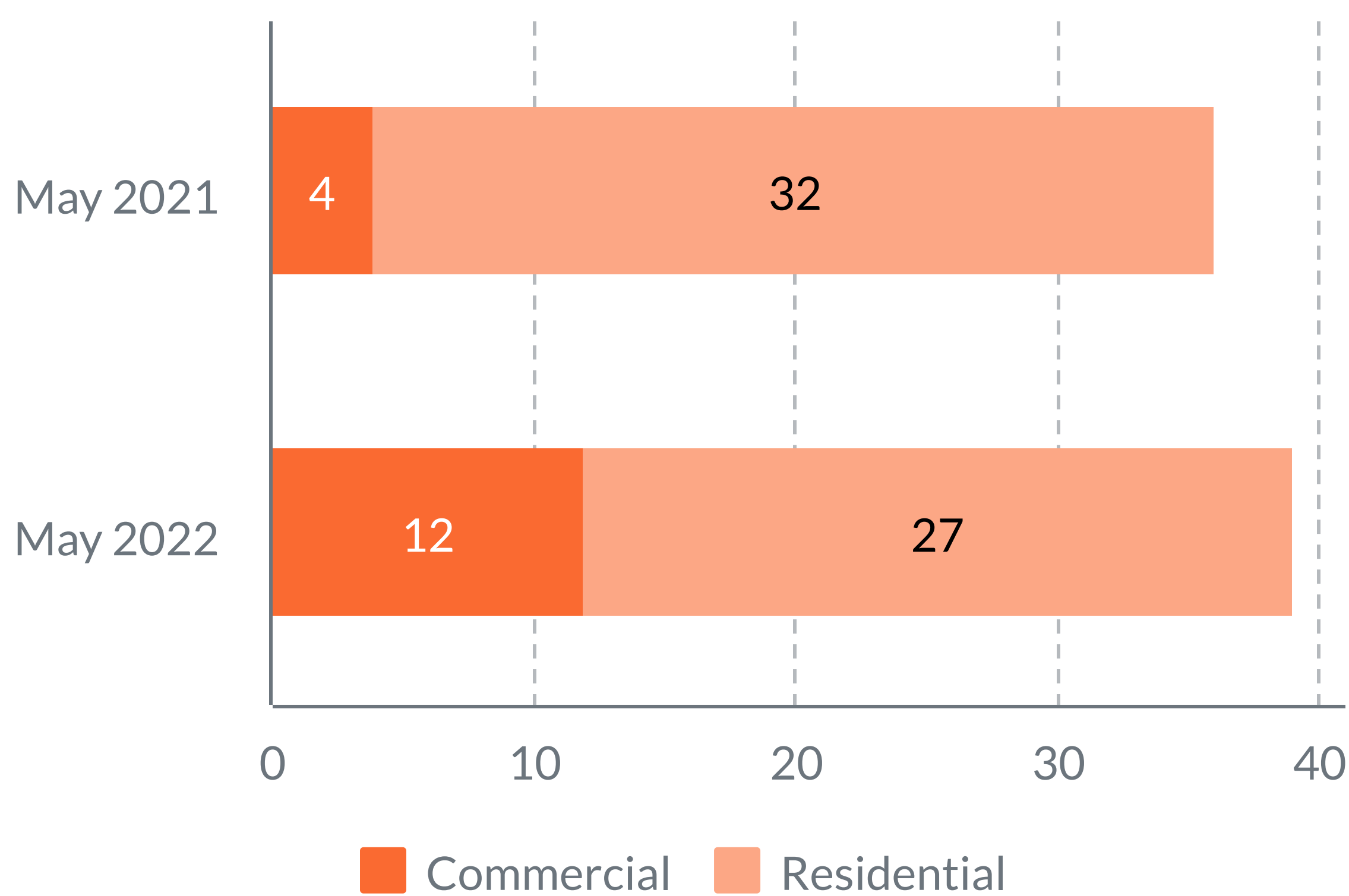
Proclamations / Certificates of Recognition Issued: 9



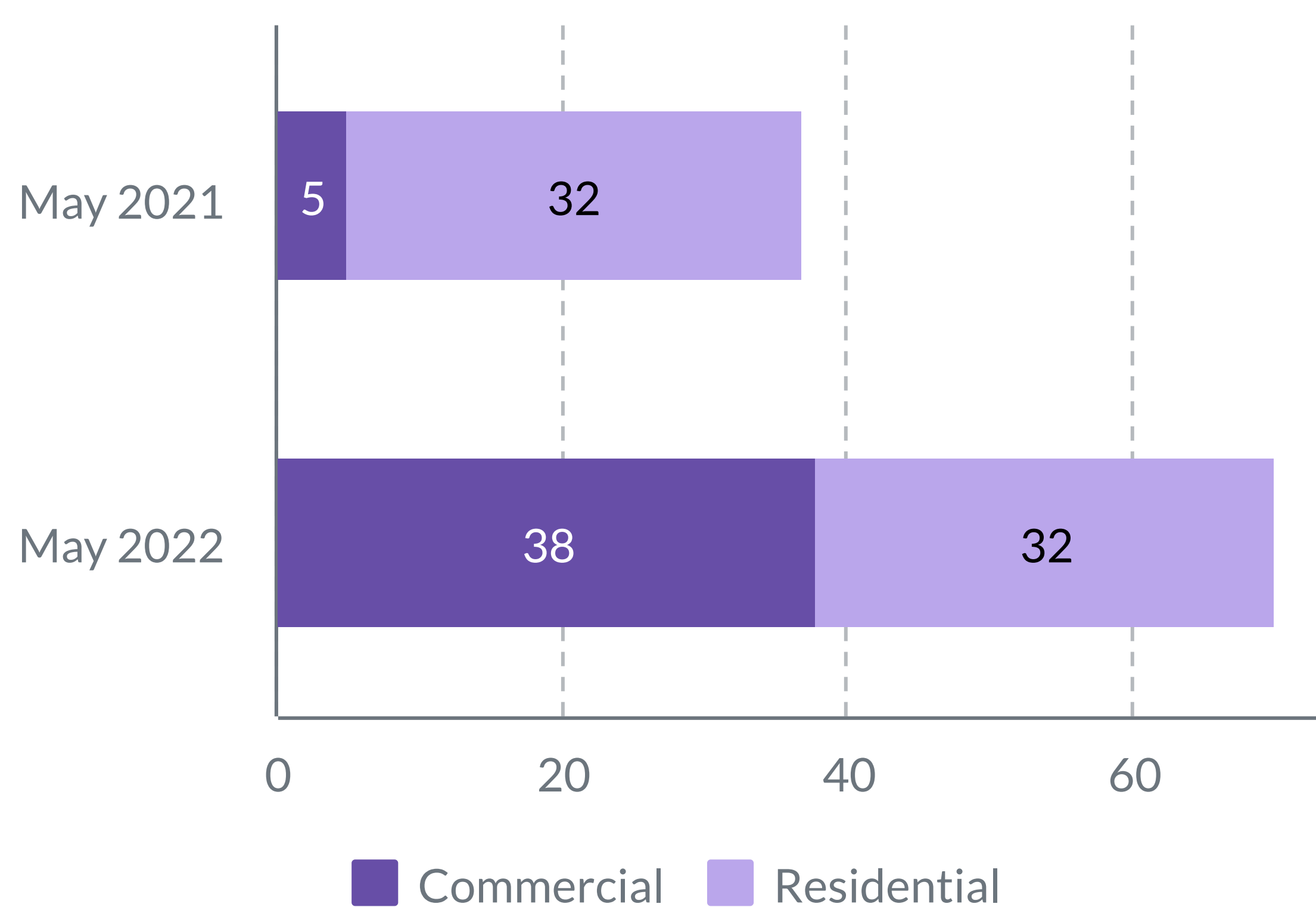
Hours Spent Administering Election-related Duties: ~41

BUILDING DEPARTMENT

Permits



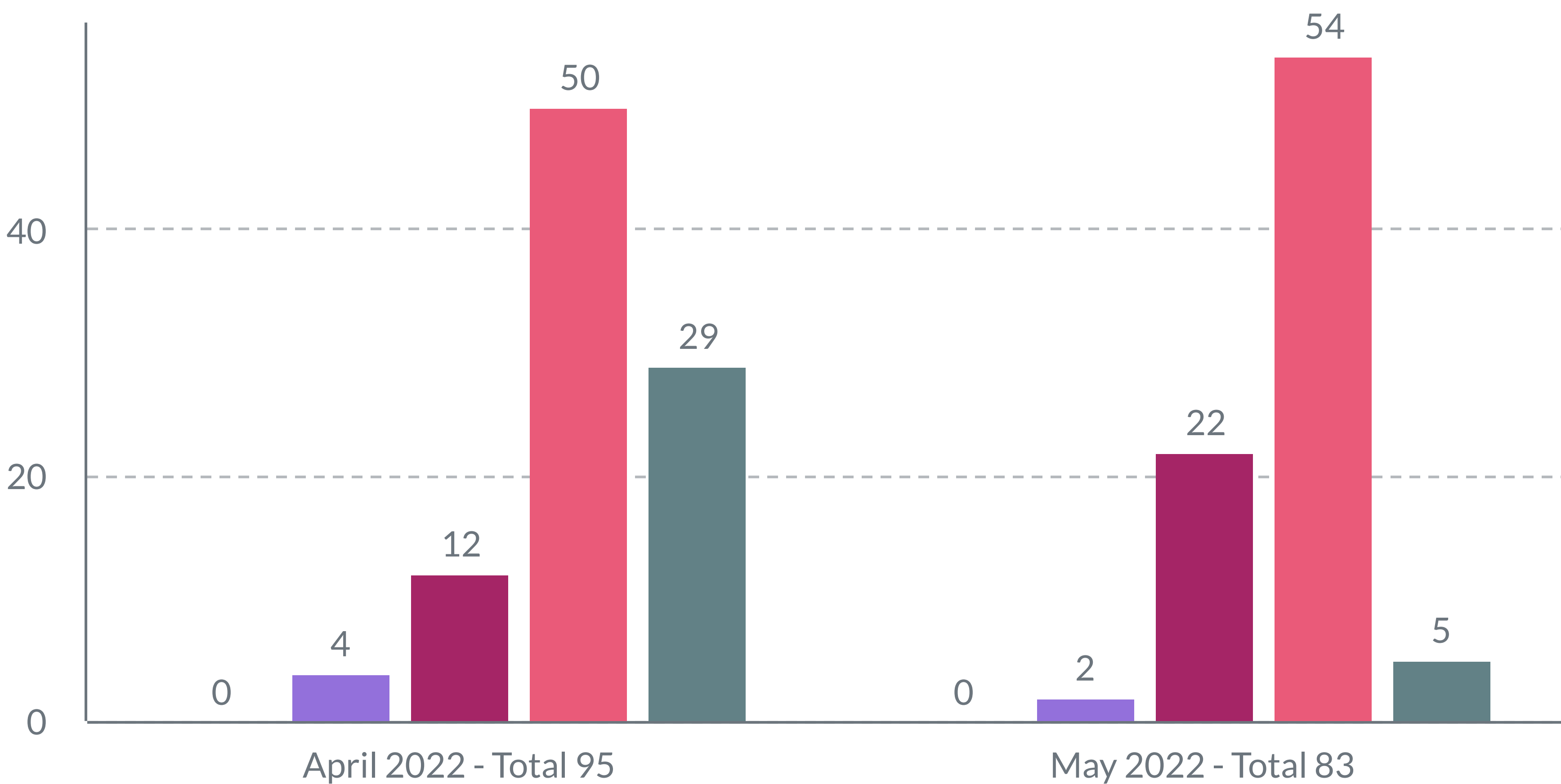
Inspections



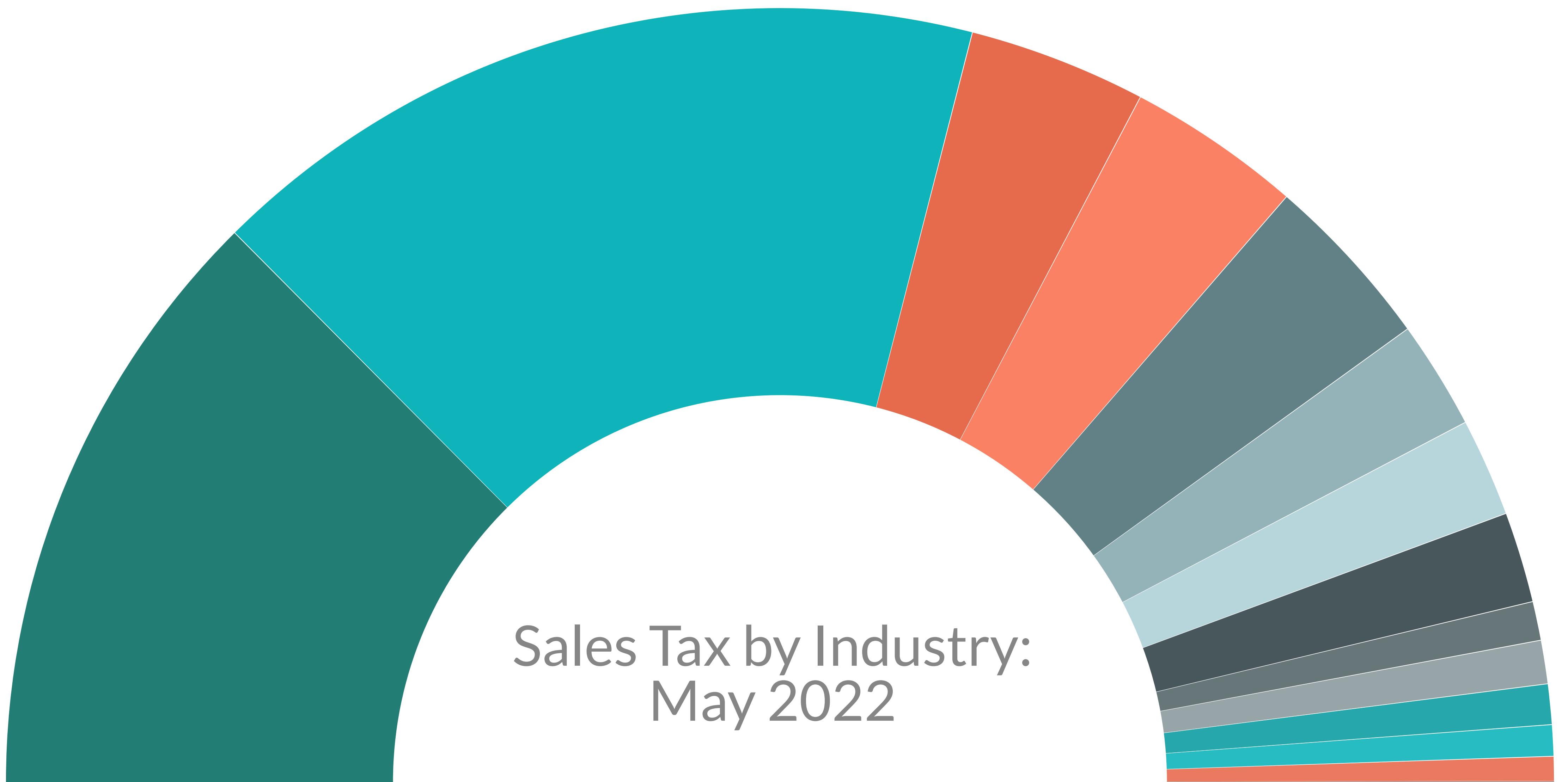
MUNICIPAL COURT

New Court Cases

- Penal Code
- City Ordinance
- Parking
- Non-Parking (Traffic)
- Other State Law



ECONOMIC DEVELOPMENT



- Retail Trade (25.14%)
- Accommodation & Food Services (32.87%)
- Information (7.42%)
- Utilities (7.29%)
- Admin & Support / Waste Mgmt & Remediation Svcs (7.41%)
- Professional, Scientific & Technical Svcs (4.52%)
- Manufacturing (4.11%)
- Other Svcs (Except Public Admin) (3.76%)
- Real Estate, Rental & Leasing (1.65%)
- Construction (1.81%)
- Wholesale Trade (1.67%)
- Finance & Insurance (1.3%)
- Health Care & Social Assistance (1.03%)
- Transportation & Warehousing (0.01%)
- Mgmt of Companies & Enterprises (0.02%)
- Educational Svcs (0.01%)
- Agriculture (0%)
- Public Admin (0%)
- Arts, Entertainment, & Rec (0%)
- Mining, Quarrying, & Oil / Gas Extraction (0%)



Total Sales Tax Revenue for Fiscal Year 2022 YTD

= \$613,512.23
(Ending May 2022)

Fiscal Year 2022 Sales Tax Receipts are captured from December 2021 to November 2022

FY2021 May YTD = \$520,587.29

COMMUNICATIONS



During May 2022, the City posted a total of 118 social media updates:

- 65 Facebook Posts
- 43 Instagram Posts
- 9 NextDoor Posts
- 1 new YouTube Video

